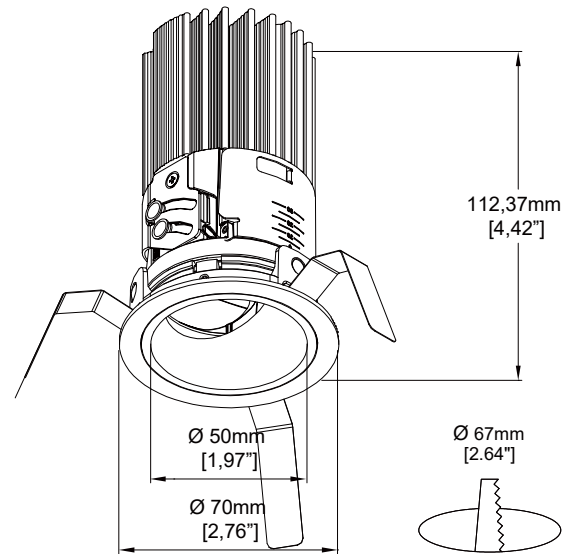


Specification sheet

REV.3

Lithe 55Gen4 AJ, Colour Round 1.9" Architectural Adjustable Downlight



Discription

LTE55G4AJ is MACRON's latest innovation to challenge the physical limitation and strike a balance of aesthetics and performance. LTE55G4AJ is capable of delivering upto 1000 lm and 15-degree tight beam with a remarkable 1.9" (50 mm) aperture and 40-degree light cutoff. Innovative finger-tilt and -rotation mechanism provides a sweat-free adjustment experience. Central beam feature provides the most efficient light output at the exceptional 30-degrees tilt. Mini-flange design provides best visual-integration to the interior design, and option for flangeless application is also available. LTE55G4AJ is a singular recessed adjustable downlight loaded with most professional and unmatched features.

Features

| | |
|--------------------------|---------------------------------------|
| LED | Lumiled Luxeon Cx Plus |
| Color temperature | 2700K/ 3000K/ 3500K/ 4000K |
| Optics | Spot 15° / Medium 22° / Wide 30° |
| Trim Finishes | Black / White / Dark Blue / Haze/Gold |
| Trim Style | Angle Cut /Beve |
| Ceiling Cutont | Ø 67mm [2.64"] |

Performance

| | |
|--------------------------|--|
| Delivered output | 1030 lm (90+ CRI) |
| Power consumption | 16W |
| Color rendering | 90+CRI |
| Color consistency | 3 SDCM |
| CBCP | Spot 7345 cd / Medium 5236 cd/ Wide 3384 cd |
| Lumen maintenance | L80 B10 50,000 hrs |

Electrical and Control

| | |
|----------------------|-------------------|
| Input voltage | 36vdc |
| Input Current | 450mA Max |
| Feature | Thermal protector |

Construction

| | |
|-------------------|----------------------------|
| Material | Machining grade Aluminum |
| Trim shape | Round |
| Lens | Interchangeable TIR optics |

Rating/ Certification/ Warranty

- Dry and damp Locations
- RoHS compliant
- 5 years/ 50,000 hrs warranty

Ordering Code Information

| | PRODUCT | FLANGE STYLE | FLANGE COLOR | COLOR TEMP. | BEAM ANGLE | COLOR RENDERING |
|-------------------------|----------------------|--|-----------------------|---|--|-----------------|
| LIGHTING FIXTURE | LTE55G4AJ | RF | WH | 27 | S | 9 |
| | LTE55Gen4 Adjustable | RF Round Flange RL Round Flangeless SF Square Flange SL Square Flangeless | WH White BK Black | 27 (2700K) 30 (3000K) 35 (3500K) 40 (4000K) | S Spot / 15 deg. M Medium / 22 deg. W Wide / 30 deg. | 9 90+CRI |
| | PRODUCT | TRIM STYLE | TRIM SHAPE | TRIM COLOR | | |
| TRIM | LTE55 TR | BV | RD | WHGD | | |
| | LTE 55 Trim | BV Bevel AC Angle Cut | RD Round SQ Square | WH White WHBK White \ Black WHGD White \ Gold WHBL White \ Dark Blue WHCE White \ Matt Grey | BK Black BKGD Black \ Gold BKBL Black \ Blue BKCE Black \ Matt Grey | |

Photometrics

MULTIPLYING FACTORS: (Multiplying Factor is based on 3000K-90+CRI IES file on website)

| CCT | 2700K-80+ | 3000K-80+ | 3500K-80+ | 4000K-80+ |
|---------|-----------|-----------|-----------|-----------|
| Factors | 1.12 | 1.18 | 1.20 | 1.25 |

| CCT | 2700K-90+ | 3000K-90+ | 3500K-90+ | 4000K-90+ |
|---------|-----------|-----------|-----------|-----------|
| Factors | 0.93 | 1.0 | 1.06 | 1.09 |

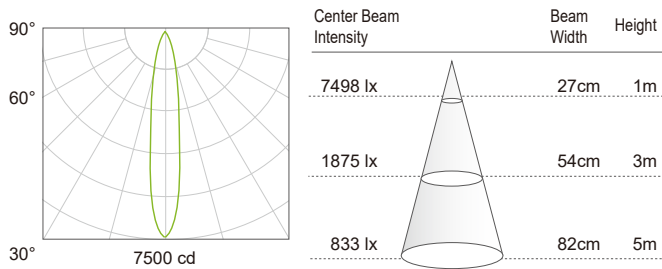
Photometrics

Square | 16W | 90CRI | 3000K | Deep Bevel Trim

Tilt 0 deg.

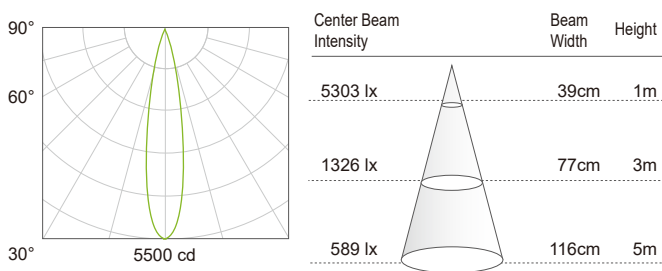
Spot 15°

Delivered Ourput : 895 lm | CBCP :7345 cd | Beam Angle :15°



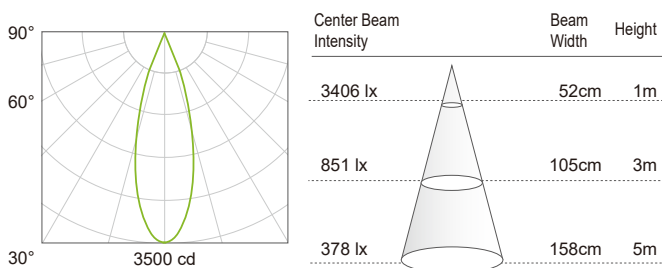
Medium 22°

Delivered Ourput : 979lm | CBCP :5236 cd | Beam Angle : 22°



Wide 30°

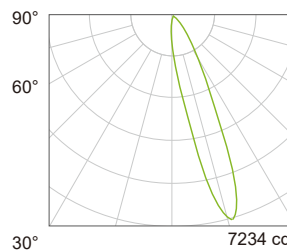
Delivered Ourput : 1030 lm | CBCP :3384 cd | Beam Angle :30°



Tilt 15 deg.

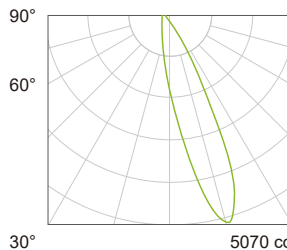
Spot 15°

Delivered Ourput :892 lm



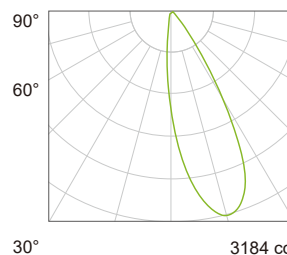
Medium 22°

Delivered Ourput :895 lm



Wide 30°

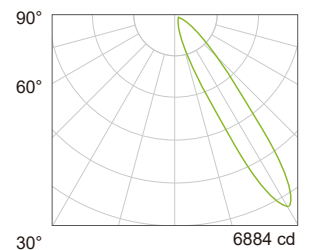
Delivered Ourput :933 lm



Tilt 30 deg.

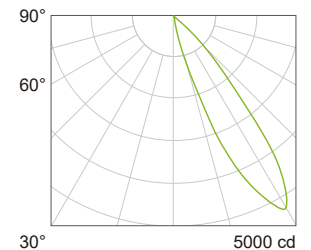
Spot 15°

Delivered Ourput :761 lm



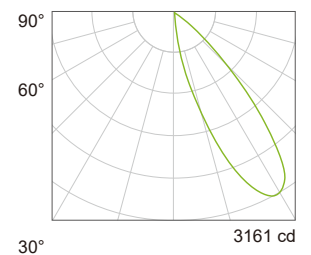
Medium 22°

Delivered Ourput :857 lm




Wide 30°

Delivered Ourput :932 lm



Optional Accessory

| PRODUCT | ACC. | |
|---------|-----------------------|---|
| LTE 55 | HCL |  |
| LTE 55 | HCL Honey Comb Louver | |